

**SAFETY INFORMATION**

Released Date: 2024-06-28

Please read and understand this entire manual before attempting to assemble, install or operate the product.

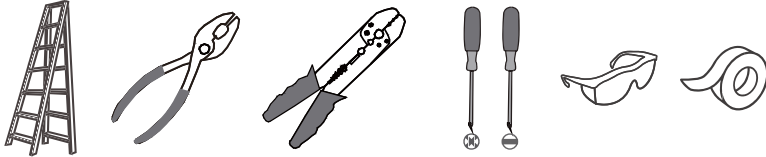
**WARNING**

- RISK OF ELECTRIC SHOCK - Before beginning installation, turn off electricity at the circuit breaker box or the main fuse box.
- RISK OF FIRE - Use bulbs specified by the markings and/or labels on the fixture.

**CAUTION**

- For your safety, read instructions completely before beginning installation.
- If in doubt about electrical installation, consult a licensed electrician.
- Turn off electricity to fixture before replacing the bulb(s).

**TOOLS REQUIRED**

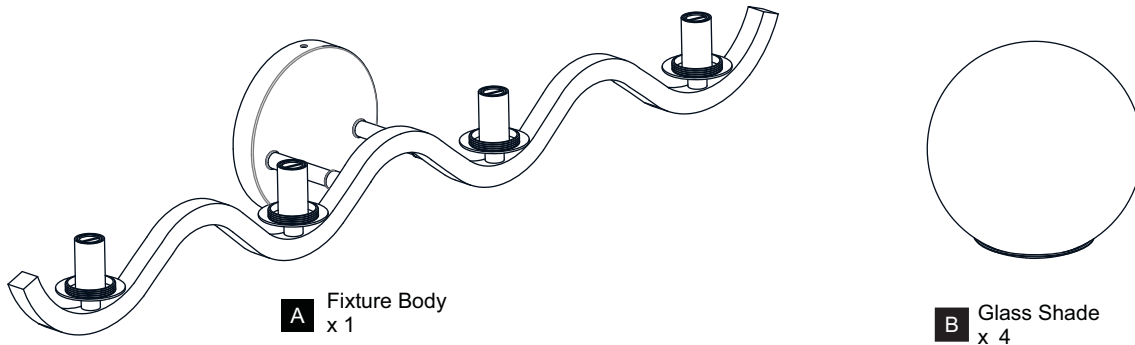


**CARE AND MAINTENANCE**

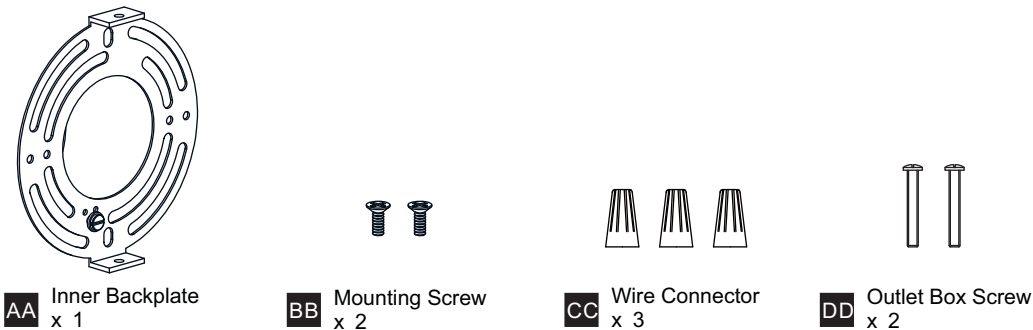
- Wipe clean using soft, dry cloth or static duster. Always avoid using harsh chemicals and abrasives to clean fixture as they may damage the finish.

If you need further assistance call Quozel Customer Care at 1-800-645-3184 (9:00am - 5:00pm EST), or visit us on-line at [www.quezel.com](http://www.quezel.com).

**PACKAGE CONTENTS**

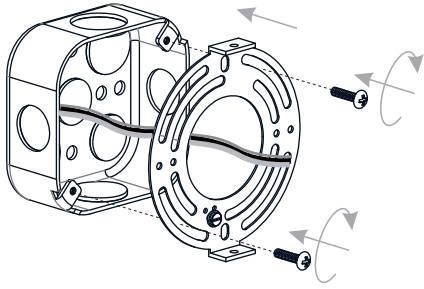


**MOUNTING HARDWARE**

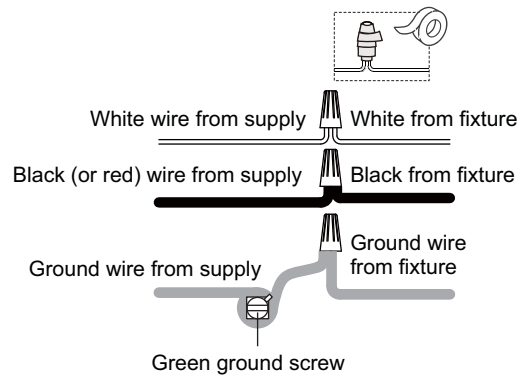


# INSTALLATION

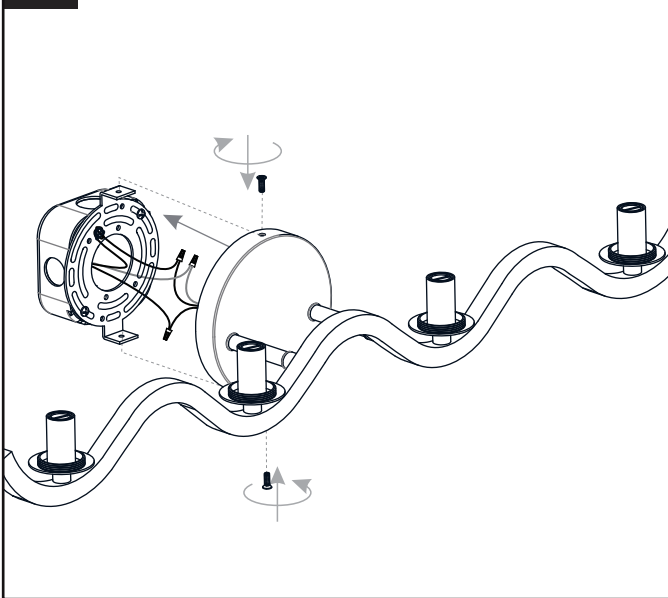
## 1 Install Inner Backplate



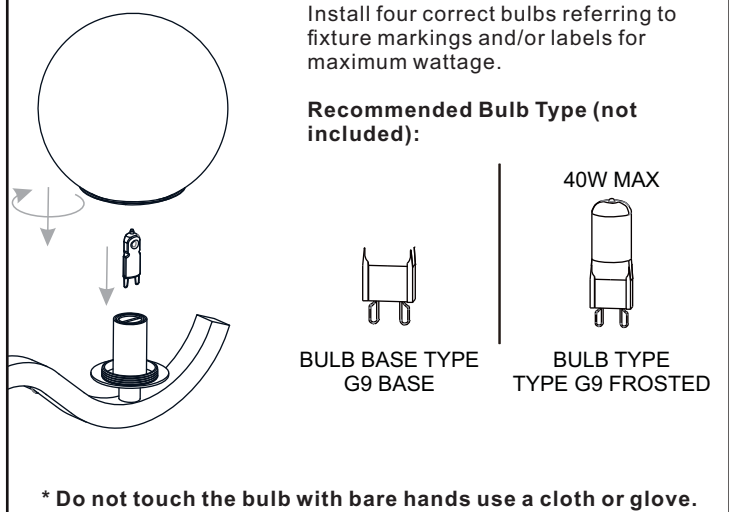
## 2 Wiring



## 3 Install Fixture Body



## 4 Install Bulb and Glass Shades



Your installation is now complete! Restore electricity and save this sheet for future reference.